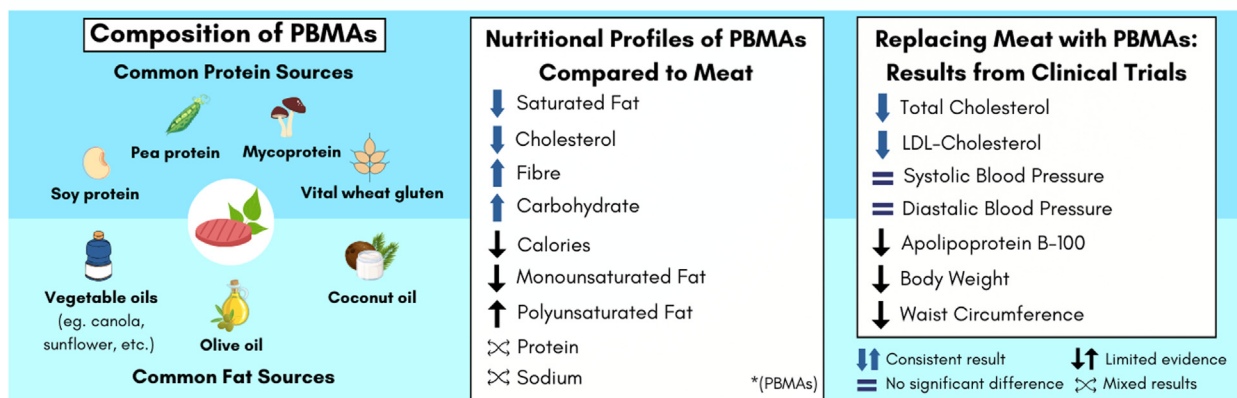


Review

Animal vs Plant-Based Meat: A Hearty Debate

Matthew Nagra, ND, Felicia Tsam, RHN,* Shaun Ward, MSc, and Ehud Ur, MB, FRCPC

Division of Endocrinology, University of British Columbia, Vancouver, British Columbia, Canada

*See editorial by Spence., pages XXX-XX of this issue.***Animal vs. Plant-Based Meat*: A Hearty Debate****ABSTRACT**

Plant-based meat alternatives (PBMA) are highly processed food products that typically replace meat in the diet. In Canada, the growing demand for PBMA coincides with public health recommendations to reduce ultra-processed food consumption, which prompts the need to investigate the long-term health implications of PBMA. This review assesses the available literature on PBMA and cardiovascular disease (CVD), including an evaluation of their nutritional profile and impact on CVD risk factors. Overall, the nutritional profiles of PBMA vary considerably but generally align with recommendations for improving cardiovascular health; compared with meat, PBMA are usually lower in saturated fat and higher in polyunsaturated fat and dietary fibre. Some dietary trials that have replaced meat with PBMA have reported improvements in CVD risk factors, including total cholesterol, low-density lipoprotein cholesterol, apolipoprotein B-100, and body weight. No currently available evidence suggests that the concerning aspects of PBMA (eg, food processing and high sodium content) negate the potential cardiovascular benefits. We conclude that replacing meat with PBMA may be cardioprotective; however, long-

RÉSUMÉ

Les substituts de viande végétaliens sont des aliments hautement transformés qui remplacent habituellement la viande dans l'alimentation. Au Canada, la demande croissante pour ces substituts coïncide avec les recommandations de la santé publique de réduire la consommation d'aliments ultratransformés, d'où le besoin d'étudier les effets à long terme sur la santé associés à la consommation des substituts de viande végétaliens. Cette analyse vise à évaluer la littérature publiée sur les substituts de viande végétaliens et les maladies cardiovasculaires (MCV), et notamment à étudier leur bilan nutritionnel et leur effet sur les facteurs de risque cardiovasculaire. Dans l'ensemble, le bilan nutritionnel des substituts de viande végétaliens varie considérablement, mais correspond généralement aux recommandations visant à améliorer la santé cardiovasculaire. Comparativement à la viande, les substituts de viande végétaliens sont habituellement plus faibles en gras saturés et plus riches en gras polyinsaturés et en fibres alimentaires. Dans certaines études nutritionnelles où l'on a remplacé la viande par des substituts végétaliens, des améliorations ont été observées en ce qui concerne les facteurs de

term randomised controlled trials and prospective cohort studies that evaluate CVD events (eg, myocardial infarction, stroke) are essential to draw more definitive conclusions.

Plant-based meat alternatives (PBMA) are foods that mimic their meat-based counterparts with numerous ingredients, including protein derivatives from soy, pea, wheat, and fungi (mycoprotein). The main consumers of PBMA have not been specified but likely include the growing number of Canadians following a diet limiting or excluding meat, which was estimated to be 6.4 million in 2018, as well as the 25.7% of surveyed Canadians who were considering reducing their meat intake in 2020.^{1,2} In years to come, the PBMA market is expected to grow. The Government of Canada invested \$153 million into plant-based protein development in 2018, and a 2022 analysis estimated 12% growth in the Canadian PBMA market by 2024.^{3,4} Consumers are now more aware of the potential health, environmental, and ethical benefits of eating more plant-based foods.⁵⁻⁸

According to Nova classification, most PBMA are ultra-processed foods (UPF): foods produced primarily from substances extracted from whole food sources (eg, sugar, salt, oil, protein) or synthesized in a laboratory (eg, flavour enhancers, food colouring, etc).^{9,10} For this reason, the potential health implications of PBMA have been questioned by the public and health professionals. The latest Canadian dietary guidelines state that highly processed foods should be limited because they are not part of a healthy dietary pattern.¹¹ A recent meta-analysis of prospective cohort studies found that higher UPF consumption was associated with a 21% higher risk of total mortality and a 35% higher risk of cardiovascular disease (CVD) events.¹² Each additional daily serving of UPF was associated with 2% and 4% higher risks of mortality and CVD events, respectively.

However, UPF is a heterogeneous category that can encompass a wide range of nutritionally diverse foods, including sugar-sweetened beverages, pizza, chocolate bars, almond milk, flavoured yoghurt, whole wheat bread, processed meat, and PBMA. To the best of our knowledge, no study has delineated which types of UPF are mostly responsible for the increased risk of CVD, and which are not. **A broad analysis of the literature on UPF would suggest that individual UPF affect the**

risque cardiovasculaire, comme le cholestérol total, le cholestérol à lipoprotéines de basse densité (LDL), l'apolipoprotéine B-100 et le poids corporel. Actuellement, aucune donnée probante ne laisse croire que les aspects préoccupants des substituts de viande végétaliens (p. ex., la transformation alimentaire et la forte teneur en sodium) annulent les bienfaits cardiovasculaires potentiels. Nous concluons que le remplacement de la viande par des substituts végétaliens peut avoir un effet cardioprotecteur. Cependant, il est essentiel de mener des essais contrôlés randomisés à long terme ainsi que des études de cohortes prospectives qui évaluent les événements de MCV (p. ex., infarctus du myocarde, accident vasculaire cérébral) pour pouvoir tirer des conclusions plus formelles.

risk of CVD differently. **For example, sugar-sweetened beverages and processed meat have been associated with an increased risk of CVD,¹³⁻¹⁷ but whole wheat bread and whole grain cereal have been associated with a reduced risk.^{14-16,18,19}** Whether PBMA pose a health concern similar to some other UPF, if at all, is a nutrition question without a clear answer. In this review, we assess the nutritional profile of PBMA and consider the relevant clinical studies to try to answer the question: Are PBMA cardioprotective as a replacement for meat?

The literature search was limited to publications discussing the nutritional composition of PBMA, dietary trials using PBMA as the intervention, and reviews of common ingredients in PBMA on CVD risk factors and outcomes. Peer-reviewed literature published in the English language from January 1970 to August 2023 were identified with the use of Pubmed and Google Scholar. Search terms included the following: plant-based meat, meat alternative, nutrition, soy protein, pea protein, plant protein, gluten, mycoprotein, coconut oil, olive oil, canola oil, vegetable oil, cardiovascular disease, cholesterol, LDL, ApoB, triglycerides, blood pressure, body weight, BMI, C-reactive protein, and inflammation. When applicable, references included in the publications identified via the literature search were also investigated. We prioritised the inclusion of studies that compared PBMA or their components vs meat, particularly when analysing their nutritional composition or how these foods affect CVD risk factors and outcomes. Moreover, relevant prospective cohort studies and randomised controlled trials (RCT) were prioritised for inclusion over other types of studies with a greater risk of bias.

Nutritional Composition of PBMA

Adding to the difficulty in determining the long-term health impact of PBMA is the diversity of available products. From one PBMA to another there is considerable variability in the nutrient profile that may affect CVD risk, including sodium and saturated fatty acid (SFA), which can increase risk, and polyunsaturated fatty acid (PUFA) and fibre, which can decrease risk via mechanisms as detailed elsewhere.²⁰⁻²⁶ Even 2 seemingly similar PBMA (“burgers”) can differ substantially regarding these nutrients. The current formulation of the plant-based burger patty from Impossible Foods contains 6 g SFA, 370 mg sodium, and 5 g fibre, whereas Dr Praeger’s Perfect Burger contains 1 g SFA, 530 mg sodium, and 3 g fibre per serving (Figs. 1 and 2).^{27,28}

Received for publication August 25, 2023. Accepted November 6, 2023.

Corresponding author: Dr Tsam, 4123-2775 Laurel St, Vancouver, British Columbia V5Z 1M9, Canada. Tel.: +1-604-875-5929; fax: +1-604-875-4051.

E-mail: felicia.tsam@VCH.ca

See page 9 for disclosure information.

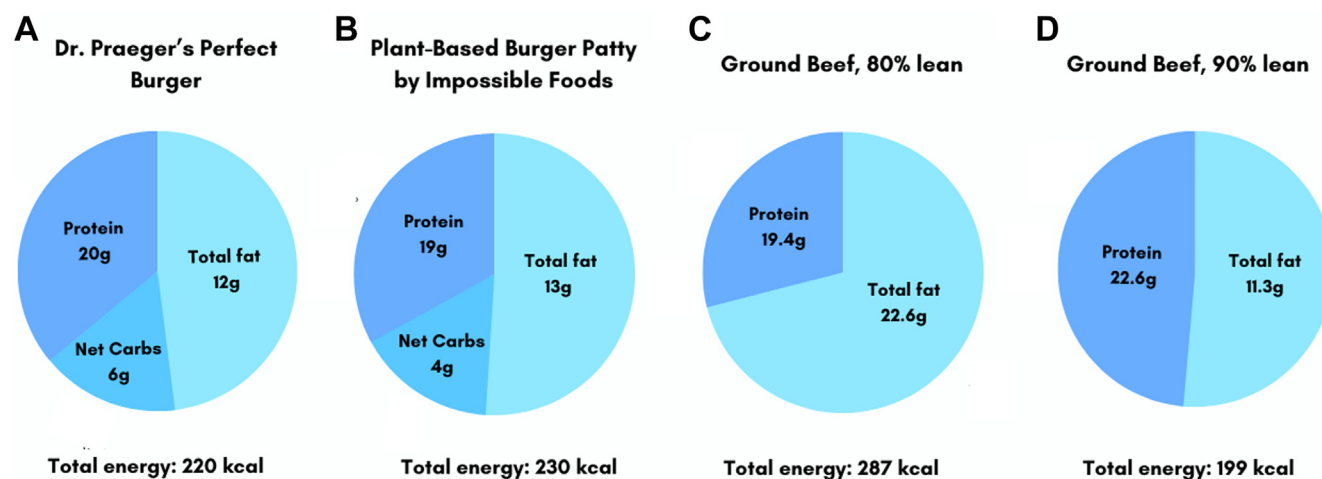


Figure 1. Macronutrient information for a 113 g serving of (A) Dr Praeger's Perfect Burger, (B) Impossible Foods Plant-Based Burger Patty, (C) 80% lean beef, and (D) 90% lean beef. Percentage of energy provided by protein, net carbohydrates, and total fat were obtained from the Cronometer Community Database and are depicted in pie charts. All other nutritional data for Dr Praeger's and Impossible Foods were obtained from their respective Nutrition Facts labels, and data for 80% lean beef (raw) and 90% lean beef (raw) were obtained from the USDA's FoodData Central. Net carbohydrates (carbs) calculated as grams of fibre subtracted from grams of total carbohydrates.

Despite the variability among PBMA, according to a 2022 review, several analyses conducted in different international markets have suggested that they generally have a more favourable nutrient profile for reducing the risk of CVD compared with meat while also being more environmentally sustainable protein sources.²⁹ Alessandrini et al. analysed 207 PBMA and 226 meat products from 14 UK retailers and found that PBMA had lower energy density, total fat, SFA, and protein but higher sodium and fibre content than meat on average.³⁰ Only 14% of the PBMA were classified as "less healthy" according to the UK Nutrient Profiling Model, much less than the 40% of meat products. Similarly, an analysis of products available in Germany found that PBMA tend to have lower Ofcom A-scores, which reflects lower amounts of "nutrients to limit," such as total calories, SFA, and sodium.³¹ Another study of 125 PBMA available in Brazil found that PBMA tended to have calorie, protein, SFA, and sodium content similar to meat products overall but contained more fibre.³² However, there were differences depending on which types of products were being compared. The SFA content of plant-based meatballs, breaded chicken, and sausages was lower than their animal-based counterparts.

Analyses of products available in the USA have displayed similar findings. Harnack et al. evaluated 37 plant-based ground beef alternatives and found that they tended to be low in SFA and provided a median of 15% of the daily value for fibre.³³ They did, however, tend to be higher in sodium and lower in protein than ground beef. As for micronutrients, most ground beef alternatives were considered to be good sources of folate, niacin, iron, phosphorus, manganese, and copper but contained less zinc and vitamin B₁₂ than beef. A similar analysis evaluating 6 plant-based burgers in the USA found that they tend to have similar amounts or more protein, more fibre, and less SFA but more sodium than beef burgers.³⁴

Nonetheless, 2 analyses out of the USA did emphasise that leaner cuts of meat may provide similar or less SFA per serving compared with certain PBMA while also providing less total

calories and sodium.^{35,36} However, the researchers did not account for sodium commonly added in preparation, which is a concern that can apply to nearly every study on this topic. Of note, the PBMA in both analyses also contained 2-3 g fibre per patty whereas the beef options contained none. There were additional differences in the types and amounts of metabolites found in each product, but the relevance of those differences to human health are unclear.

One detailed analysis of plant-based burgers evaluated 27 samples of PBMA from 3 brands and 24 samples of meat-based burgers from 4 brands available in Europe.³⁷ The researchers found that PBMA typically contained similar SFA and total protein but much lower cholesterol than the meat-based burgers. Only the plant-based products that incorporated some animal-based ingredients (eg, dairy) contained cholesterol. The reason for the similar SFA content was that many of the PBMA used coconut oil as a fat source. The PBMA also tended to have less monounsaturated fatty acid (MUFA) but more PUFA, largely driven by a higher linoleic acid content, which has been associated with a lower risk of total and CVD mortality.³⁸⁻⁴⁰ Animal-based burgers tended to contain slightly more trans fat, although the absolute amounts were low in both types of burgers. The PBMA also tended to have more favourable mineral profiles, but with sodium content similar to the meat products. Zinc was the only mineral that was significantly less abundant in the PBMA. Additional analyses that evaluated a broader range of products in Sweden and Spain generally reported similar findings, although they did note a lower SFA content in the PBMA, and the latest analysis in Spain found that plant-based burgers, sausages, and meatballs contained less salt, on average, than their meat-based counterparts, which is contrary to findings from some analyses conducted in other markets.⁴¹⁻⁴³ This may be due to the addition of salt as a preservative in the meat products.

Katidi et al. compared plant-based cold cuts, sausages, red meat products, and poultry imitations available in Greece vs their meat alternatives and found differences between

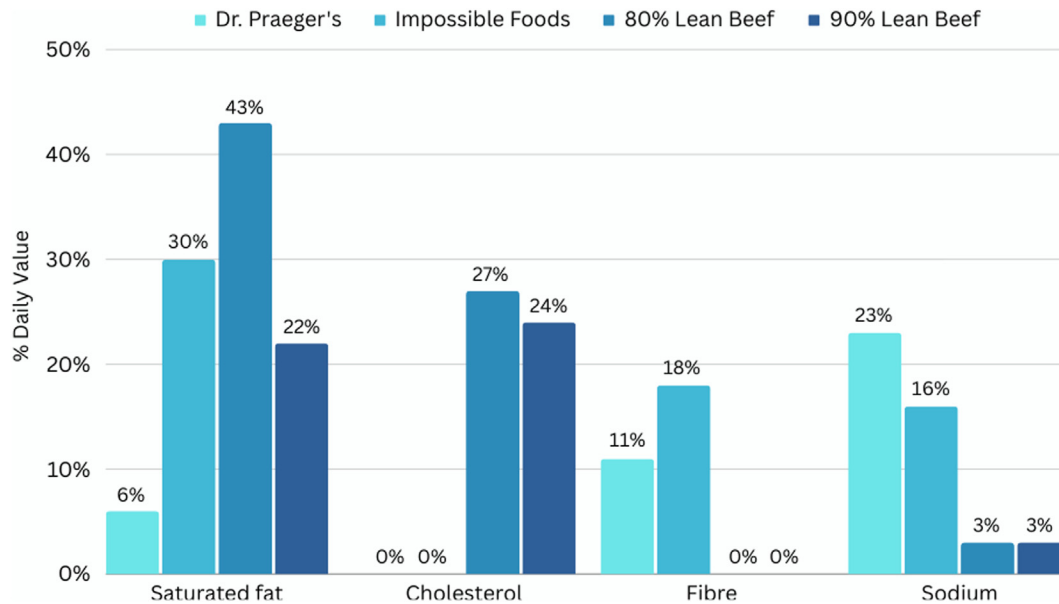


Figure 2. Percentage daily value for saturated fat, cholesterol, fibre, and sodium provided by a 113 g serving of Dr Praeger's Perfect Burger, Impossible Foods Plant-Based Burger Patty, 80% lean beef, and 90% lean beef. Nutritional data for Dr Praeger's and Impossible Foods were retrieved from their respective Nutrition Facts labels, and data for 80% lean beef (raw) and 90% lean beef (raw) were retrieved from the USDA's FoodData Central.

Tofurkey and Beyond Sausage have legume based protein and are high in protein

categories.⁴⁴ Plant-based cold cuts tended to have more sugar than animal-based cold cuts, with no significant differences in other macronutrients, whereas plant-based sausages had more protein, less total and saturated fat, and less sodium than meat sausages. The higher protein content appears to be specific to the plant-based sausages made with vital wheat gluten. There were no significant differences in any macronutrients or sodium content between red meat or poultry and their respective alternatives. In addition, Melville et al. evaluated 132 PBMA and 658 meat products in Australia and found that PBMA tended to have less SFA and sodium but more fibre and slightly higher sugar content than the meat products.⁴⁵ They also had higher Health Star ratings, which score the foods based on several characteristics related to long-term health, with the most striking difference in scores being the comparison between plant-based and animal-based bacon.

Finally, a recent analysis of 91 PBMA in the Canadian food supply found that they usually provide less calories, fat, SFA, cholesterol, protein, and sodium while providing more calcium, total carbohydrates, fibre, and sugar than their animal-based counterparts, although the absolute fibre and sugar contents were low, at an average of 2.7 g and 1.7 g, respectively.⁴⁶ Using the Australia–New Zealand Nutrient Profiling Scoring Criterion, PBMA were rated as being of greater overall nutritional quality than meat products on average, and level of processing showed no significant associations with nutritional quality.

Although PBMA tend to be higher in fibre and lower in SFA and cholesterol content compared with animal-based products, there is a concern that the high sodium content of some products and the potential rise in blood pressure may negate the benefits of a healthier fatty acid profile. A modelling study of the diets of French adults suggests that ideally formulated plant-based meat alternatives can improve diet

quality when substituted in place of meat; however, given the heterogeneity of the available products, it raises important questions about how different types of products affect cardiovascular risk compared with their animal-based counterparts.⁴⁷ There is some research evaluating the impact of replacing meat with PBMA on CVD risk factors, but the literature overall is too limited to support definitive conclusions.

Trials Evaluating PBMA and CVD Risk Factors

A systematic review and meta-analysis of 12 controlled trials suggested that PBMA could reduce total cholesterol (TC) by 0.50 mmol/L, low-density lipoprotein cholesterol (LDL-C) by 0.39 mmol/L, and triglycerides (TG) by 0.15 mmol/L, with no statistically significant effects on fasting blood glucose, blood pressure, high-density lipoprotein cholesterol (HDL-C), or body weight.⁴⁸ But there are notable limitations to this dataset. First, the trial with the second largest effect size for TC and largest effect size for blood glucose was not randomised and did not report apolipoprotein B (ApoB) values, a more accurate predictor of CVD risk than TC or LDL-C.²¹ Second, control diets varied between studies and were sometimes the participants' habitual diets. Finally, the dietary interventions in some trials were not isolated to PBMA or implemented a variety of PBMA that may differentially affect CVD risk factors.

Some of the dietary trials in the meta-analysis, as well as some that were published afterward, had specifically replaced meat products with PBMA and took steps to control for other dietary variables. The characteristics and main findings of the discussed trials are summarised in [Table 1](#) and [Supplemental Table S1](#). Turnbull et al. conducted one of the earliest trials on PBMA and CVD risk factors, comparing

Table 1. Summary of study characteristics and findings from randomized controlled trials investigating the impact of plant- or mycoprotein-based dietary interventions on cardiovascular disease risk factors

Study author, year	Study design	Plant-based intervention	Control	Main findings												
				TC	LDL-C	HDL-C	TG	ApoB	ApoA1	FBG	SBP	DBP	Weight	WC	TMAO	
Turnbull, 1990 ⁴⁹	Parallel RCT. Total n = 17 (5 M, 12 F); intervention n = 9; control n = 8. Duration 3 wk	Mycoprotein-containing PBMA and homemade products	Equicaloric meat-containing foods	↓	↓	↑	NS	NS	NS	NS	NS	NS	NS	NS	—	—
Azadbkht, 2007 ⁶⁰	RCrT. n = 120 F. Duration 8 wk per phase. 3 diet phases. Eucaloric dietary intervention	DASH diet + 30 g TSP	DASH diet + 1 serving of lean red meat	↓	↓	NS	NS	↓	NS	NS	NS	NS	NS	NS	NS	—
		DASH diet + 30 g soy nuts		↓	↓	NS	NS	↓	NS	NS	NS	NS	NS	NS	NS	—
Bergeron, 2019 ⁵⁷	RCrT. High SFA arm (~14% kcal) n = 62 (27 M, 35 F); low SFA arm (~7% kcal) n = 51 (17 M, 34 F). Duration 4 wk per phase. 3 phases. Eucaloric dietary intervention	Nonmeat protein: isoflavone-free soy products, legumes, nuts, grains, various PBMA	Red meat	↓	↓	↓	NS	↓	↓	NS	NS	NS	NS	NS	—	—
			White meat	↓	↓	↓	NS	↓	↓	NS	NS	NS	NS	NS	—	—
Crimarco, 2020 ^{51,54}	RCrT. n = 36 (12 M, 24 F). Duration 8 wk per phase. 2 phases	≥ 2 servings of Beyond Meat PBMA per day	≥ 2 servings of organic meat products per day	—	↓	NS	NS	—	—	NS	NS	NS	↓	—	↓	—
Bianchi, 2022 ⁵⁹	Parallel RCT. Total n = 155; intervention n = 58; control n = 57. Duration 8 wk	Mycoprotein-, legume-, and vegetable-based PBMA	No intervention	NS	NS	NS	NS	—	—	—	NS	NS	↓	—	—	—
Farsi, 2023 ⁵⁰	RCrT. n = 20 M. Duration: 2 wk per phase. 2 phases	Mycoprotein-based PBMA	Red and processed meat	↓	↓	NS	NS	—	—	NS	NS	NS	NS	↓	NS	—

—, not reported; ↑, significant increase with intervention compared with control; ↓, significant reduction with intervention compared with control; ApoA1, apolipoprotein A-1; ApoB, apolipoprotein B-100; DBP, diastolic blood pressure; F, female; FBG, fasting blood glucose; HDL-C, high-density lipoprotein cholesterol; LDL-C, low-density lipoprotein cholesterol; M, male; NS, not significant; RCrT, randomized crossover trial; RCT, randomized controlled trial; SBP, systolic blood pressure; SFA, saturated fatty acids; TC, total cholesterol; TSP, textured soy protein; TMAO, trimethylamine N-oxide; WC, waist circumference.

products made from mycoprotein vs meat.⁴⁹ Seventeen participants with TC concentrations from 5.2 mmol/L to 6.2 mmol/L were randomised to either the mycoprotein or the control group. Participants in both groups consumed closely matched meals in a metabolic unit for 3 weeks, while permitted to consume the provided snacks outside the unit. The diets were closely matched for total energy, SFA, PUFA, and protein content, whereas the mycoprotein diet provided 11.2 g more fibre, which is inherent to mycoprotein-based PBMA, and 51 mg less cholesterol per day because mycoprotein contains none. The researchers did not report the sodium content of either diet but there was no statistically significant difference in systolic or diastolic blood pressure between groups. The mycoprotein group achieved a 13% reduction in TC, a 9% reduction in LDL-C, a 53% reduction in TG, a 14.8% reduction in ApoB, an 8% reduction in apolipoprotein A-1 (ApoA-1), and a 11% rise in HDL-C. The control diet resulted in a 12% increase in LDL-C, an 11% reduction in HDL-C, and a 53% reduction in TG, with no significant changes in other lipid markers. The results for TC, LDL-C, and HDL-C were significantly different between the diets. These results were largely supported by a more recent randomised crossover trial including healthy adult men, which evaluated the replacement of 240 g of red and processed meat daily with mycoprotein-based PBMA in the context of their habitual diets.⁵⁰ Consumption of the PBMA resulted in reductions in TC, LDL-C, and waist circumference, with little to no effect on other cardiometabolic biomarkers. The results of these trials may have been driven by the higher fibre and lower dietary cholesterol content of the mycoprotein-rich diet, suggesting that replacing meat with mycoprotein-based PBMA could improve CVD risk factors even when closely matched for fatty acid content.

The **Study With Appetizing Plantfood—Meat Eating Alternative Trial (SWAP-MEAT)** was a 16-week randomised crossover trial that compared the impact of Beyond Meat's pea protein-based PBMA vs similar organic grass-fed meat products.⁵¹ Participants were randomised to eat 2 or more servings of the PBMA or meat products per day for 8 weeks before crossing over to the opposite product. Consuming PBMA for 8 weeks resulted in 2.0 μ mol/L lower trimethylamine-N-oxide (TMAO) levels than the organic meat, although the relevance of TMAO as a CVD risk factor is questionable.^{52,53} Consumption of PBMA also led to further reductions of 1.0 kg lower body weight and 0.28 mmol/L (10.8 mg/dL) LDL-C compared with meat, with no significant differences in blood pressure or inflammatory biomarkers.^{51,54} Interestingly, there were no significant differences in overall fibre, SFA, protein, or sodium intake despite the PBMA used in this trial being high in sodium, accounting for 939 mg of their total daily intake. Some of the meat products also contained added salt, and participants may have been salting their meat for flavour, resulting in similar sodium intake and blood pressure measurements between the 2 interventions. Another interesting finding is the reduction in LDL-C despite similar daily fibre and SFA intake. This may be partly explained by differences in dietary cholesterol intake, which has a smaller effect on LDL-C levels than SFA does.^{20,55,56} The PBMA used in this trial did not contain any dietary cholesterol, and participants tended to consume less overall during the PBMA phase.

Results from Bergeron et al.'s RCT comparing the effects of red meat, white meat, and plant protein concur with SWAP-MEAT.⁵⁷ This trial randomly assigned participants to high and low SFA arms where SFA provided 13%-14% and 7%-8% of the energy in the respective diets. Within each treatment arm, participants consumed diets that differed in the primary protein source, being red meat, white meat, or plant sources, including legumes, nuts, grains, isoflavone-free soy products, and PBMA, in random order for 4 weeks each. The diets were otherwise closely matched for fibre, total carbohydrates, SFA, MUFA, and PUFA, with the plant protein diet resulting in lower cholesterol intake than the other two diets. Those in the high SFA arm had higher TC, LDL-C, non-HDL-C, and ApoB than participants in the low SFA arm. Within each treatment arm, red and white meat consumption resulted in higher TC, LDL-C, non-HDL-C, and ApoB than higher plant protein consumption, which may partly be driven by the differences in dietary cholesterol intake. While this trial did not solely use PBMA as a replacement for meat, it further demonstrates that swapping meat for plant protein sources may improve blood lipid concentrations independently from SFA intake, as seen with the SWAP-MEAT trial.⁵¹ However, the red and white meat led to slightly higher HDL-C and apoA-1 concentrations, particularly in the high SFA arm, although these changes may lack clinical significance.^{57,58}

A subsequent RCT investigated the replacement of meat with a variety of mycoprotein, vegetable, and legume-based PBMA over 8 weeks, although little information was given on the specific products that were used, and found that those consuming the PBMA lost 0.6kg compared to those eating meat.⁵⁹ However, there were no significant differences in blood lipids unlike other trials. The lack of significant findings may be explained by the differences in meat and saturated fat intake between the intervention and control groups being 39 g and 4.2 g, respectively, while there was no significant difference in fibre intake by the final week of the trial. These contrasts in intake may be insufficient to yield significant differences in lipid concentrations.

Finally, Azadbakht et al. compared the impact of lean red meat, textured soy protein, and soy nuts in the context of a Dietary Approaches to Stop Hypertension (DASH) diet on cardiometabolic risk factors in postmenopausal women with metabolic syndrome.⁶⁰ In this trial, 120 women were randomised to 1 of the 3 DASH diet interventions, which differed only by the inclusion of 1 serving of red meat, 30 g textured soy protein, or 30 g soy nuts per day. The 3 diets otherwise provided similar nutrient profiles, with the most notable differences being the higher fibre and isoflavone content of the soy protein and soy nut diets, and the higher PUFA content of the soy nuts. Participants consumed each diet for 8 weeks in random order. The soy protein improved TC, LDL-C, ApoB, fasting insulin, and homeostasis-model assessment insulin resistance compared with red meat, and soy nuts further improved several markers, suggesting that textured soy protein, which is traditionally used as a meat alternative, may improve certain cardiometabolic risk factors compared with red meat, but not compared with whole soy.

Taken together, these data suggest that PBMA may improve certain cardiovascular risk factors even when fatty acid and fibre content are closely matched. However, many

modern PBMA contain significantly less SFA and more PUFA than the PBMA used in most of the aforementioned trials, which highlights the potential for an additive health benefit. In addition, different plant protein sources can contain unique beneficial compounds, such as isoflavones, the effect of which could not be directly measured in the available trials.⁶¹

While long-term research on PBMA and CVD events is lacking, multiple meta-analyses of observational studies have suggested that higher plant protein consumption is associated with improvements in CVD risk whereas animal protein often has a neutral or detrimental impact on risk.⁶²⁻⁶⁴ Red and processed meat consumption, in particular, are most consistently associated with an increased CVD risk.⁶⁵ Results from substitution analyses have suggested that replacing modest amounts of animal protein with plant-based protein sources may significantly reduce the risk of CVD outcomes, particularly when the animal protein is sourced from red and processed meat.^{66,67} Risk reductions are also reported independently from changes in SFA and fibre intake when substituting as little as 3% of one's calories from animal protein with plant protein.⁶⁷ However, it would be inappropriate to extrapolate the results of these substitution analyses to popular PBMA. The primary plant protein sources in most of these analyses tend to be grains and nuts, because legume consumption is generally low in Western populations and the more heavily processed PBMA were not as accessible as they are today.⁶⁸ This further emphasises the need for long-term prospective studies on PBMA consumption investigating whether and to what degree the improvements in CVD risk factors translate to improvements in CVD outcomes.

Commonly Incorporated Protein Sources

Soy protein is one of the most commonly used proteins for PBMA, and observational data consistently supports associations between soy consumption and a lower risk of CVD and other noncommunicable diseases.^{69,70} A scoping review published in 2022 suggested that soy consumption may reduce risk of CVD, coronary heart disease (CHD), and stroke by 16%, 17%, and 18%, respectively, while also reducing risk of several cancers, including breast cancer.⁶⁹ These results may be driven partly by the benefits of the fibre and PUFA content of many soy products, as well as the replacement of foods associated with higher disease risk, such as red and processed meat.^{24,25,38-40,65-67} In addition, soy isoflavones may have cardioprotective effects. A meta-analysis of 11 RCTs found that soy protein enriched with isoflavones reduced TC and LDL-C more than isoflavone-depleted soy protein, suggesting that isoflavones themselves may improve lipid profiles.⁷¹ Soy isoflavone supplementation has also been shown to reduce blood pressure compared with placebo in individuals with hypertension.⁷² Furthermore, dietary soy isoflavone intake has been associated with a lower risk of cardiovascular outcomes.⁷³ The versatility, nutritional profile, and cardiovascular benefits of soy consumption make it a valuable protein source for PBMA.

Despite the benefits of soy protein, many PBMA use nonsoy legume-based protein as the primary protein source; one of the most common types is pea protein. The most recent meta-analysis of observational studies of legume

intake and CVD suggested that high legume intake is associated with 6% and 10% lower risks of CVD and coronary heart disease (CHD), respectively.⁷⁴ The dose-response analysis suggested that, compared to 0 g/wk of legumes, consuming 100 g/wk may lower the risk of CHD by 9%, with the largest reduction in risk occurring at 400 g/wk. Another recent meta-analysis of prospective cohorts evaluating legume intake and mortality found that, compared with participants with the lowest intake, those with the highest consumption had 6% and 9% reductions in risk of all-cause and stroke mortality, respectively, with each 50 g/d increment associated with a 6% reduction in risk of all-cause mortality.⁷⁵ However, these results cannot be directly extrapolated to protein that is isolated from whole food sources (eg, pea protein isolate), because much of the fibre and phytochemical content may be removed. Although preclinical studies suggest that it is possible that protein isolated from nonsoy legumes can improve CVD risk factors, including blood lipids and blood pressure, more research on human subjects is needed.⁷⁶ As one indication, the results from the SWAP-MEAT trial suggest that PBMA containing pea protein can improve CVD risk factors compared with meat.^{51,54} These protein sources may be good options for individuals who have allergies, intolerances, or health conditions that preclude them from consuming other commonly used protein sources such as soy or vital wheat gluten.

Vital wheat gluten, the primary ingredient in seitan, is another common protein source used to improve the texture of PBMA. Individuals with a soy allergy may seek products with vital wheat gluten as a suitable alternative. There is currently very little research on wheat gluten and CVD risk factors or outcomes. One randomised crossover trial replaced 11% of total dietary energy from starch in bread with wheat gluten in hyperlipidemic patients, otherwise matching diets for total energy and fat content.⁷⁷ Higher wheat gluten intake resulted in lower uric acid, oxidised LDL, and TG levels, which may translate to lower CVD risk. The effect, however, could be due to the reduction in refined carbohydrate intake rather than inherent properties of gluten—an important distinction considering that PBMA would typically replace animal protein sources, not bread. Another RCT compared postprandial glucose and insulin responses in healthy individuals after consuming white bread or a cereal-based bread containing dried fruits and enriched with additional fibre and wheat gluten.⁷⁸ The gluten-enriched bread resulted in lower glucose and insulin responses, but the effects cannot be attributed to the gluten itself, because there were several nutritional differences between the breads. Also, postprandial glycemic responses are not necessarily pathologic.⁷⁹⁻⁸¹ Stronger evidence that gluten itself may have protective properties is long-term prospective cohort data suggesting that lower intakes of gluten are associated with a higher risk of developing type 2 diabetes than high consumption, with a weaker, yet still statistically significant, association after adjustment for cereal fibre.⁸² Similar data on gluten consumption and CHD did not find a statistically significant impact on risk before adjustment for refined carbohydrate intake, but a 15% lower risk with higher gluten consumption after adjustment.^{83,84} In this case, gluten may function as a proxy for whole grain intake, so it is less clear if gluten itself is protective against CHD.

A final commonly incorporated protein source in PBMA is mycoprotein. This fungi-derived protein has been consumed in the UK for decades but has gained more traction in recent years, particularly in fitness communities. **In sports nutrition research, mycoprotein has been shown to stimulate muscle protein synthesis to a similar or greater degree as animal protein sources, and a recent trial found that a plant-based diet rich in mycoprotein can promote muscle mass and strength improvements similarly to an omnivorous diet rich in animal protein.**⁸⁵⁻⁸⁷ **Similar results have also been demonstrated with a vegan diet rich in soy protein compared to an omnivorous diet with whey protein.**⁸⁸ As noted previously, 2 RCTs have shown that mycoprotein-based meat alternatives improve blood lipids compared with meat.^{49,50} Three additional RCTs also evaluated the impact of mycoprotein on CVD risk factors, and a recent meta-analysis of the 4 earliest RCTs suggested that mycoprotein may lower TC and LDL-C levels, although the latter result was not statistically significant.⁸⁹⁻⁹² However, the studies used a variety of control foods, including meat, fish, soy, and wheat-based products, some of which may themselves improve lipid profiles, so the results of the meta-analysis do not reflect the specific replacement of meat with mycoprotein-based PBMA.^{93,94} Further research is needed to confirm the findings of the 2 trials that did specifically compare PBMA to meat and to identify if there are any unique cardioprotective properties of mycoprotein. Some research also suggests that mycoprotein-based products may promote satiety relative to meat, possibly favouring weight loss, although this requires further investigation as well.⁹⁵

Commonly Incorporated Fat Sources

The type of dietary fats consumed in the diet has been strongly associated with the risk of CVD. A Cochrane review of RCTs published in 2020 suggested that replacing SFA with PUFA can reduce the risk of CVD events by 22% and CHD events by 21%.⁹⁶ These results are supported by a meta-analysis included in the American Heart Association's Presidential Advisory on dietary fats and CVD.⁹⁷ One trial included for analysis in both of these papers that warrants further discussion is the LA Veterans Administration Hospital Study, which was an 8-year double-blind RCT.³⁸ The researchers in this study randomised 846 participants to 1 of 2 cafeterias that served similar meals, but for the intervention group much of the saturated animal fat in the foods was isocalorically replaced with vegetable oils rich in the omega-6 fatty acid linoleic acid, including corn, soybean, safflower, and cottonseed oil. Participants in the control group consumed 11 g/d linoleic acid and those in the intervention group 41 g/d. Overall, there were 60 deaths due to atherosclerotic events in the control group vs 39 in the intervention group, with the greatest reduction in events found in participants who were younger or had higher TC levels at baseline. This finding suggests that replacing SFA with PUFA at a younger age can be an effective intervention for lowering CVD risk, especially in those with suboptimal cholesterol concentrations.

Compared with animal fats, plant fats are generally lower in SFA content and higher in unsaturated fat. Therefore, the greatest potential for PBMA to improve CVD risk may be by shifting toward a more cardioprotective fatty acid profile,

including relatively less SFA per gram of dietary fat as seen with products such as Field Roast's Smoked Apple and Sage sausages, providing 0.5 g SFA and 8 g total fat per serving, and Yves' The Good Veggie Burger, providing 0 g SFA and 3.5 g of total fat per serving, according to their nutrition labels.^{98,99}

PBMA can achieve a low SFA content by using nontropical vegetable oils that are low in SFA and higher in unsaturated fats, including PUFA and MUFA, which aligns with public health recommendations for cardiovascular health.¹⁰⁰ Based on currently available evidence, arguably the most cardioprotective type of plant oil compared with SFA-rich oils is canola oil. A 2020 meta-analysis found that, overall, canola oil significantly reduced TC, LDL-C, and ApoB compared with other oils.¹⁰¹ The researchers further evaluated specific substitutions, which suggested that canola oil can reduce TC, LDL-C, ApoB, and TG by 0.59 mmol/L, 0.49 mmol/L, 0.09 g/L, and 0.08 mmol/L, respectively, compared with SFA-rich options, as well as reduce TG compared with olive oil and LDL-C compared with both olive oil and sunflower oil, albeit to a lesser degree compared with SFA-rich sources. These data are supported by the National Institutes of Health—American Association of Retired Persons Diet and Health Study, which prospectively followed 521,120 Americans age 50-71 years, and found that substituting 1 tablespoon of butter with either canola oil, olive oil, or corn oil was associated with a lower risk of total, cardiometabolic, and CVD mortality, although the result for corn oil and CVD mortality was not statistically significant.¹⁰² Similar results were obtained when substituting margarine for the aforementioned oils; however, the margarines may have contained harmful trans fats during the early years of this cohort.^{103,104} Interestingly, in the Nurses' Health Study and Health Professionals Follow-Up Study, olive oil appeared to be non-inferior to other vegetable oils containing more PUFA and less MUFA and SFA with regard to a number of health outcomes, including total and CVD mortality.¹⁰⁵ The results also suggested that substituting olive oil in place of butter, dairy fat, mayonnaise, or margarine may reduce the risk of total and CVD mortality. One reason that olive oil may be as protective as other vegetable oils against CVD despite a seemingly inferior fatty acid profile is its high polyphenol content, especially in extra-virgin olive oil; polyphenols are a class of plant compounds that can reduce inflammation, improve endothelial function, and help reduce blood pressure.¹⁰⁶⁻¹¹⁰

Trials directly comparing PBMA and meat have, however, often used PBMA with an SFA content relatively close to their meat counterparts, or modified the background diet of intervention and control groups to closely match fatty acid profiles.^{49,51} Although improvements in lipid profiles have been observed in most trials, the differences could be more substantial if the PBMA used was more representative of commercially available PBMA with a higher PUFA and lower SFA content than their meat counterpart. For example, the primary fat source used in many of the PBMA in the SWAP-MEAT trial was coconut oil, which is over 90% SFA.^{51,111} Evidence still suggests this type of plant fat can lower LDL-C compared with butter, but it has been shown to significantly raise LDL-C levels relative to nontropical vegetable oils found in many other PBMA.^{111,112} Therefore, PBMA that derive most of their fat content from nontropical vegetable oils would be expected to further reduce LDL-C and improve CVD risk.

Directions for Future Research

It is clear there are gaps in our current understanding of PBMA and their long-term effects on CVD risk. The heterogeneous nutritional profiles of currently available PBMA limits the generalisability of the relevant trials which have been published. More rigorous and prospective studies are needed to clarify what types of PBMA could potentially improve health outcomes, in what amounts, and in replacing what types of food products (including whole-plant foods). It would also be informative if future trials evaluated any unique cardioprotective properties of various protein sources contained in certain PBMA, such as vital wheat gluten and pea protein isolate.

Based on our summary of trials to date, future RCTs should investigate the impact of PBMA with a more cardioprotective fatty acid profile (ie, containing a greater proportion of unsaturated fats) on primary CVD risk factors. Although we did not identify any blood pressure-raising properties of the PBMA containing a high sodium content, further RCTs are warranted to test the reproducibility of these findings in populations with hypertension; such data could stimulate the formulation of new PBMA with a lower sodium content to help reduce blood pressure compared with meat.

Finally, the effect of the processing of PBMA in relation to CVD risk remains largely unknown, although we did not identify any potentially negative effects in studies that replaced meat with PBMA. This further underscores the need for long-term prospective studies examining the impact of PBMA consumption on CVD events.

Conclusion

Commercially available PBMA are nutritionally diverse but generally have a cardioprotective nutritional profile relative to meat, including less SFA and more fibre per serving. The available RCTs evaluating PBMA are promising and suggest that replacing meat with PBMA can improve CVD risk factors, including a reduction in LDL-C. PBMA do not seem to negatively affect other CVD risk factors such as blood pressure, despite their classification as UPF and the high sodium content of many products. These improvements in CVD risk factors may result in a lower risk of developing CVD; however, there is a need for high-quality long-term studies evaluating CVD outcomes.

Ethics Statement

The research reported has adhered to the relevant ethical guidelines.

Patient Consent

The authors confirm that patient consent is not applicable to this article; this is a narrative review.

Funding Sources

The authors have no funding sources to declare.

Disclosures

The authors have no conflicts of interest to disclose.

References

- Charlebois S, Somogyi S, Music J. Plant-based dieting and meat attached: protein wars and the changing Canadian consumer (preliminary results). Available at: <https://cdn.dal.ca/content/dam/dalhousie/pdf/management/News/News%20%26%20Events/Charlebois%20Somogyi%20Music%20EN%20Plant-Based%20Study.pdf>. Accessed June 28, 2023.
- Wunsch N-G. Canadian willingness to reduce meat consumption 2020. Statista. August 29, 2023. Available at: <https://www.statista.com/statistics/937738/consumer-attitudes-towards-reducing-meat-consumption/>. Accessed June 28, 2023.
- Innovation, Science and Economic Development Canada: Protein Industries Canada Supercluster kicks into high gear. November 13, 2018. Available at: <https://www.canada.ca/en/innovation-science-economic-development/news/2018/11/protein-industries-canada-supercluster-kicks-into-high-gear.html>. Accessed June 28, 2023.
- Bonafide Research and Marketing: Canada plant-based meat market overview, 2026. May 2022. Available at: <https://www.marketresearch.com/Bonafide-Research-Marketing-Pvt-Ltd-v4230/Canada-Plant-based-Meat-Overview-31457638/>. Accessed June 28, 2023.
- Dybvik JS, Svendsen M, Aune D. Vegetarian and vegan diets and the risk of cardiovascular disease, ischemic heart disease and stroke: a systematic review and meta-analysis of prospective cohort studies. *Eur J Nutr* 2023;62:51-69.
- Quek Jingxuan, et al. The association of plant-based diet with cardiovascular disease and mortality: a meta-analysis and systematic review of prospect cohort studies. *Front Cardiovasc Med* 2021;8:756810.
- Dinu M, Abbate R, Gensini GF, Casini A, Sofi F. Vegetarian, vegan diets and multiple health outcomes: a systematic review with meta-analysis of observational studies. *Crit Rev Food Sci Nutr* 2017;57:3640-9.
- Poore J, Nemecek T. Reducing food's environmental impacts through producers and consumers. *Science* 2018;360:987-92.
- Morea N. Ultra-processed food: Nova classification. *Mérieux Nutrisciences*. Available at: <https://regulatory.mxns.com/en/ultra-processed-foods-nova-classification>. Accessed March 4, 2024.
- Monteiro CA, Cannon G, Lawrence M, da Costa Louzada ML, Pereira Machado P. Ultra-processed foods, diet quality, and health using the Nova classification system. Food and Agriculture Organisation of the United Nations, Rome, 2019. Available at: <https://www.fao.org/3/ca5644en/ca5644en.pdf>. Accessed July 2, 2023.
- Government of Canada: Canada's food guide: limit highly processed foods. Available at: <https://food-guide.canada.ca/en/healthy-eating-recommendations/limit-highly-processed-foods/>. Accessed July 2, 2023.
- Yuan L, Hu H, Li T, et al. Dose-response meta-analysis of ultra-processed food with the risk of cardiovascular events and all-cause mortality. *Food Funct* 2023;14:2586-96.
- Zhang YB, Jiang YW, Chen JX, Xia PF, Pan A. Association of consumption of sugar-sweetened beverages or artificially sweetened beverages with mortality: a systematic review and dose-response meta-analysis of prospective cohort studies. *Adv Nutr* 2021;12:374-83.
- Taneri PE, et al. Association between ultra-processed food intake and all-cause mortality: a systematic review and meta-analysis. *Am J Epidemiol* 2022;191:1323-35.
- Kazemi A, Soltani S, Mokhtari Z, et al. The relationship between major food sources of fructose and cardiovascular disease, cancer, and all-cause mortality: a systematic review and dose-response meta-analysis of cohort studies. *Crit Rev Food Sci Nutr* 2023;63:4274-87.

16. Sun T, Zhang Y, Ding L, et al. The relationship between major food sources of fructose and cardiovascular outcomes: a systematic review and dose-response meta-analysis of prospective studies. *Adv Nutr* 2023;14:256-69.
17. Wang X, Lin X, Ouyang Y, et al. Red and processed meat consumption and mortality: dose-response meta-analysis of prospective cohort studies. *Public Health Nutr* 2016;19:893-905.
18. Hu Y, Willett WC, Manson JAE, et al. Intake of whole grain foods and risk of coronary heart disease in US men and women. *BMC Med* 2022;20:192.
19. Aune D, Keum N, Giovannucci E, et al. Whole grain consumption and risk of cardiovascular disease, cancer, and all cause and cause specific mortality: systematic review and dose-response meta-analysis of prospective studies. *BMJ* 2016;353:i2716.
20. Mensink RP. Effects of saturated fatty acids on serum lipids and lipoproteins: a systematic review and regression analysis. Geneva: World Health Organisation; 2016. Available at: <https://iris.who.int/bitstream/handle/10665/246104/9789241565349-eng.pdf>. Accessed July 4, 2023.
21. Ference BA, Ginsberg HN, Graham I, et al. Low-density lipoproteins cause atherosclerotic cardiovascular disease. 1. Evidence from genetic, epidemiologic, and clinical studies. A consensus statement from the European Atherosclerosis Society Consensus Panel. *Eur Heart J* 2017;38:2459-72.
22. Borén J, Chapman MJ, Krauss RM, et al. Low-density lipoproteins cause atherosclerotic cardiovascular disease: pathophysiological, genetic, and therapeutic insights: a consensus statement from the European Atherosclerosis Society Consensus Panel. *Eur Heart J* 2020;41:2313-30.
23. Scientific Advisory Committee of Nutrition: Saturated fats and health. August 1, 2019. Available at: https://assets.publishing.service.gov.uk/media/5d1f88af40f0b609dba90ddc/SACN_report_on_saturated_fat_and_health.pdf. Accessed July 4, 2023.
24. Ghavami A, Ziaei R, Talebi S, et al. Soluble fiber supplementation and serum lipid profile: a systematic review and dose-response meta-analysis of randomized controlled trials. *Adv Nutr* 2023;14:465-74.
25. Strepel MT, Arends LR, van 't Veer P, Grobbee DE, Geleijnse JM. Dietary fiber and blood pressure: a meta-analysis of randomized placebo-controlled trials. *Arch Intern Med* 2005;165:150-6.
26. Filippini T, Malavolti M, Whelton PK, et al. Blood pressure effects of sodium reduction: dose-response meta-analysis of experimental studies. *Circulation* 2021;143:1542-67.
27. What are the nutrition facts for Impossible Beef made from plants?. Available at: <https://faq.impossiblefoods.com/hc/en-us/articles/360018939274-What-are-the-nutrition-facts-for-Impossible-Beef-Made-From-Plants->. Accessed July 12, 2023.
28. Perfect Burger: pure plant protein. Available at: <https://drpraegers.com/our-food/perfect-burger/>. Accessed July 12, 2023.
29. Bryant Christopher J. Plant-based animal product alternatives are healthier and more environmentally sustainable than animal products. *Future Foods* 2022;6:100174.
30. Alessandrini R, Brown MK, Pombo-Rodrigues S, et al. Nutritional quality of plant-based meat products available in the UK: a cross-sectional survey. *Nutrients* 2021;13:4225.
31. Petersen T, Hartmann M, Hirsch S. Which meat (substitute) to buy? Is front of package information reliable to identify the healthier and more natural choice? *Food Qual Prefer* 2021;94:104298.
32. Romão B, Botelho RB, Nakano EY, et al. Are vegan alternatives to meat products healthy? A study on nutrients and main ingredients of products commercialized in Brazil. *Front Public Health* 2022;10, . Accessed May 27, 2022.
33. Harnack L, Mork S, Valluri S, et al. Nutrient Composition of a selection of plant-based ground beef alternative products available in the United States. *J Acad Nutr Diet* 2021;121:2401-8.e12.
34. Edge MS, Garrett JL. The nutrition limitations of mimicking meat. *Cereal Foods World* 2020;65(4).
35. van Vliet S, Kronberg SL, Provenza FD. Plant-based meats, human health, and climate change. *Front Sustain Food Syst* 2020;4 [October 6, 2020].
36. van Vliet S, Bain JR, Muehlbauer MJ, et al. A metabolomics comparison of plant-based meat and grass-fed meat indicates large nutritional differences despite comparable Nutrition Facts panels. *Sci Rep* 2021;11:13828.
37. de Marchi M, Costa A, Pozza M, Goi A, Manuelian CL. Detailed characterization of plant-based burgers. *Sci Rep* 2021;11:2049.
38. Dayton S, Morton LP, Hashimoto S, Dixon WJ, Tomiyasu U. A controlled clinical trial of a diet high in unsaturated fat in preventing complications of atherosclerosis. *Circulation* 1969;40:II-1-II-63.
39. Li J, Guasch-Ferré M, Li Y, Hu FB. Dietary intake and biomarkers of linoleic acid and mortality: systematic review and meta-analysis of prospective cohort studies. *Am J Clin Nutr* 2020;112:150-67.
40. Chen L-H, Hu Q, Li G, et al. Dietary intake and biomarkers of α -linolenic acid and mortality: a meta-analysis of prospective cohort studies. *Front Nutr* 2021;8, . Accessed November 3, 2021.
41. Bryngelsson S, Moshtaghian H, Bianchi M, Hallström E. Nutritional assessment of plant-based meat analogues on the Swedish market. *Int J Food Sci Nutr* 2022;73:889-901.
42. Rodríguez-Martín NM, Córdoba P, Sarriá B, et al. Characterizing meat- and milk/dairy-like vegetarian foods and their counterparts based on nutrient profiling and food labels. *Foods* 2023;12:1151.
43. Costa-Catala J, Toro-Funes N, Comas-Basté O, et al. Comparative assessment of the nutritional profile of meat products and their plant-based analogues. *Nutrients* 2023;15:2807.
44. Katidi A, Xypolitaki K, Vlassopoulos A, Kapsokefalou M. Nutritional quality of plant-based meat and dairy imitation products and comparison with animal-based counterparts. *Nutrients* 2023;15:401.
45. Melville H, Shahid M, Gaines A, et al. The nutritional profile of plant-based meat analogues available for sale in Australia. *Nutr Diet* 2023;80:211-22.
46. Lee JJ, Srebot S, Ahmed M, et al. Nutritional quality and price of plant-based dairy and meat analogs in the Canadian food supply system [e-pub ahead of print]. *J Food Sci*. doi:10.1111/1750-3841.16691.
47. Salomé M, Mariotti F, Dussiot A, et al. Plant-based meat substitutes are useful for healthier dietary patterns when adequately formulated—an optimization study in French adults (INCA3). *Eur J Nutr* 2023;62:1891-901.
48. Gibbs J, Leung G-K. The effect of plant-based and mycoprotein-based meat substitute consumption on cardiometabolic risk factors: a systematic review and meta-analysis of controlled intervention trials. *Dietetics* 2023;2:104-22.
49. Turnbull WH, Leeds AR, Edwards GD. Effect of mycoprotein on blood lipids. *Am J Clin Nutr* 1990;52:646-50.

50. Farsi DN, Gallegos JL, TJA Finnigan, et al. The effects of substituting red and processed meat for mycoprotein on biomarkers of cardiovascular risk in healthy volunteers: an analysis of secondary end points from mycomeat. *Eur J Nutr* 2023;62:3349-59.
51. Crimarco A, Springfield S, Petlura C, et al. A randomized crossover trial on the effect of plant-based compared with animal-based meat on trimethylamine-N-oxide and cardiovascular disease risk factors in generally healthy adults: Study With Appetizing Plantfood—Meat Eating Alternative Trial (SWAP-MEAT). *Am J Clin Nutr* 2020;112:1188-99.
52. Jia J, Dou P, Gao M, et al. Assessment of causal direction between gut microbiota-dependent metabolites and cardiometabolic health: a bidirectional mendelian randomization analysis. *Diabetes* 2019;68:1747-55.
53. Gagnon E, Mitchell PL, Manikpurage HD, et al. Impact of the gut microbiota and associated metabolites on cardiometabolic traits, chronic diseases and human longevity: a mendelian randomization study. *J Transl Med* 2023;21:60.
54. Crimarco A, Landry MJ, Carter MM, Gardner CD. Assessing the effects of alternative plant-based meats v. animal meats on biomarkers of inflammation: a secondary analysis of the SWAP-MEAT randomized crossover trial. *J Nutr Sci* 2022;11:e82.
55. Vincent MJ, Allen B, Palacios OM, Haber LT, Maki KC. Meta-regression analysis of the effects of dietary cholesterol intake on LDL and HDL cholesterol. *Am J Clin Nutr* 2019;109:7-16.
56. Hopkins PN. Effects of dietary cholesterol on serum cholesterol: a meta-analysis and review. *Am J Clin Nutr* 1992;55:1060-70.
57. Bergeron N, Chui S, Williams PT, King SM, Krauss RM. Effects of red meat, white meat, and nonmeat protein sources on atherogenic lipoprotein measures in the context of low compared with high saturated fat intake: a randomized controlled trial. *Am J Clin Nutr* 2019;110:24-33.
58. Hovingh GK, Rader DJ, Hegele RA. HDL re-examined. *Curr Opin Lipidol* 2015;26:127-32.
59. Bianchi F, Stewart C, Astbury NM, et al. Replacing Meat With Alternative Plant-Based Products (RE-MAP): a randomized controlled trial of a multicomponent behavioral intervention to reduce meat consumption. *Am J Clin Nutr* 2022;115:1357-66.
60. Azadbakht L, Kimiagar M, Mehrabi Y, et al. Soy inclusion in the diet improves features of the metabolic syndrome: a randomized crossover study in postmenopausal women. *Am J Clin Nutr* 2007;85:735-41.
61. Chen Z, Qian F, Hu Y, et al. Dietary phytoestrogens and total and cause-specific mortality: results from 2 prospective cohort studies. *Am J Clin Nutr* 2023;117:130-40.
62. Lichtenstein AH, Appel LJ, Vadiveloo M, et al. 2021 dietary guidance to improve cardiovascular health: a scientific statement from the American Heart Association. *Circulation* 2021;144:e472-87.
63. Naghshi S, Sadeghi O, Willett WC, Esmailzadeh A. Dietary intake of total, animal, and plant proteins and risk of all cause, cardiovascular, and cancer mortality: systematic review and dose-response meta-analysis of prospective cohort studies. *BMJ* 2020;370:m2412.
64. Chen Z, Glisic M, Song M, et al. Dietary protein intake and all-cause and cause-specific mortality: results from the Rotterdam Study and a meta-analysis of prospective cohort studies. *Eur J Epidemiol* 2020;35:411-29.
65. Zhong VW, van Horn L, Greenland P, et al. Associations of processed meat, unprocessed red meat, poultry, or fish intake with incident cardiovascular disease and all-cause mortality. *JAMA Intern Med* 2020;180:503-12.
66. Zheng J, Zhu T, Yang G, et al. The isocaloric substitution of plant-based and animal-based protein in relation to aging-related health outcomes: a systematic review. *Nutrients* 2022;14:272.
67. Huang J, Liao LM, Weinstein SJ, et al. Association between plant and animal protein intake and overall and cause-specific mortality. *JAMA Intern Med* 2020;180:1173-84.
68. Perera T, Russo C, Takata Y, Bobe G. Legume consumption patterns in us adults: National Health and Nutrition Examination Survey (NHANES) 2011-2014 and Beans, Lentils, Peas (BLP) 2017 Survey. *Nutrients* 2020;12:1237.
69. Yip CSC, Yip YC, Chan W. The associations of soy intakes with noncommunicable diseases: a scoping review of meta-analyses [March 7, 2022]. *Br J Nutr* 2022;129(1).
70. Li N, Wu X, Zhuang W, et al. Soy and isoflavone consumption and multiple health outcomes: umbrella review of systematic reviews and meta-analyses of observational studies and randomized trials in humans. *Mol Nutr Food Res* 2020;64:e1900751.
71. Taku K, Keizo U, Yoko S, et al. Soy isoflavones lower serum total and LDL cholesterol in humans: a meta-analysis of 11 randomized controlled trials. *Am J Clin Nutr* 2007;85:1148-56.
72. Liu XX, Li SH, Chen JZ, et al. Effect of soy isoflavones on blood pressure: a meta-analysis of randomized controlled trials. *Nutr Metab Cardiovasc Dis* 2012;22:463-70.
73. Naghshi S, Tutunchi H, Yousefi M, et al. Soy isoflavone intake and risk of cardiovascular disease in adults: a systematic review and dose-response meta-analysis of prospective cohort studies [e-pub ahead of print]. *Crit Rev Food Sci Nutr*. doi:10.1080/10408398.2022.2163372.
74. Mendes V, Niforou A, Kasdagli MI, Ververis E, Naska A. Intake of legumes and cardiovascular disease: a systematic review and dose-response meta-analysis. *Nutr Metab Cardiovasc Dis* 2023;33:22-37.
75. Zargarzadeh N, Mousavi SM, Santos HO, et al. Legume consumption and risk of all-cause and cause-specific mortality: a systematic review and dose-response meta-analysis of prospective studies. *Adv Nutr* 2023;14:64-76.
76. Stilling K. Health benefits of pea protein isolate: a comparative review. *Stud Undergrad Res Guelph* 2020;12(1).
77. Jenkins DJA, Kendall CWC, Vidgen E, et al. High-protein diets in hyperlipidemia: effect of wheat gluten on serum lipids, uric acid, and renal function. *Am J Clin Nutr* 2001;74:57-63.
78. Gonzalez-Anton C, Lopez-Millan B, Rico MC, et al. An enriched, cereal-based bread affects appetite ratings and glycemic, insulinemic, and gastrointestinal hormone responses in healthy adults in a randomized, controlled trial. *J Nutr* 2015;145:231-8.
79. Pontiroli AE, Pizzocri P, Caumo A, et al. Evaluation of insulin release and insulin sensitivity through oral glucose tolerance test: differences between NGT, IFG, IGT, and type 2 diabetes mellitus. a cross-sectional and follow-up study. *Acta Diabetol* 2004;41:70-6.
80. Lee Amy, Ader M, Bray GA, Bergman RN. Diurnal variation in glucose tolerance: cyclic suppression of insulin action and insulin secretion in normal-weight, but not obese, subjects. *Diabetes* 1992;41:750-9.
81. Freckmann G, et al. Continuous glucose profiles in healthy subjects under everyday life conditions and after different meals. *Journal of Diabetes Sci Technol* 2007:1695-703.
82. Zong G, Lebowl B, Hu FB, et al. Gluten intake and risk of type 2 diabetes in three large prospective cohort studies of US men and women. *Diabetologia* 2018;61:2164-73.

83. Schmucker C, Eisele-Metzger A, Meerpohl JJ, et al. Effects of a gluten-reduced or gluten-free diet for the primary prevention of cardiovascular disease. *Cochrane Database Syst Rev* 2022;2:CD013556.
84. Lebwohl B, Cao Y, Zong G, et al. Long term gluten consumption in adults without celiac disease and risk of coronary heart disease: prospective cohort study. *BMJ* 2017;357:j1892.
85. Monteyne AJ, Coelho MOC, Porter C, et al. Mycoprotein ingestion stimulates protein synthesis rates to a greater extent than milk protein in rested and exercised skeletal muscle of healthy young men: a randomized controlled trial. *Am J Clin Nutr* 2020;112:318-33.
86. Monteyne AJ, Dunlop MV, Machin DJ, et al. A mycoprotein-based high-protein vegan diet supports equivalent daily myofibrillar protein synthesis rates compared with an isonitrogenous omnivorous diet in older adults: a randomised controlled trial. *Br J Nutr* 2021;126:674-84.
87. Monteyne AJ, Coelho MOC, Murton AJ, et al. Vegan and omnivorous high protein diets support comparable daily myofibrillar protein synthesis rates and skeletal muscle hypertrophy in young adults. *J Nutr* 2023;153:1680-95.
88. Hevia-Larraín V, Gualano B, Longobardi I, et al. High-protein plant-based diet versus a protein-matched omnivorous diet to support resistance training adaptations: a comparison between habitual vegans and omnivores. *Sports Med* 2021;51:1317-30.
89. Turnbull WH, Leeds AR, Edwards DG. Mycoprotein reduces blood lipids in free-living subjects. *Am J Clin Nutr* 1992;55:415-9.
90. Honma Y, Nakamura H, Kumagai Y, et al. Effects of 8 week ingestion of mycoprotein on plasma levels of lipids and apo (lipo) protein. *Prog Med* 1995;15:183-95.
91. Coelho M, Monteyne A, Dirks M, et al. Daily mycoprotein consumption for 1 week does not affect insulin sensitivity or glycaemic control but modulates the plasma lipidome in healthy adults: a randomised controlled trial. *Br J Nutr* 2021;125:147-60.
92. Shahid M, Gaines A, Coyle D, et al. The effect of mycoprotein intake on biomarkers of human health: a systematic review and meta-analysis. *Am J Clin Nutr* 2023;118:141-50.
93. Blanco Mejia S, Messina M, Li SS, et al. A meta-analysis of 46 studies identified by the FDA demonstrates that soy protein decreases circulating LDL and total cholesterol concentrations in adults. *J Nutr* 2019;149:968-81.
94. Alhassan A, Young J, Lean MEJ, Lara J. Consumption of fish and vascular risk factors: a systematic review and meta-analysis of intervention studies. *Atherosclerosis* 2017;266:87-94.
95. Souza Filho, Pedro F, et al. Mycoprotein: environmental impact and health aspects. *World J Microbiol Biotechnol* 2019;35:147.
96. Hooper L, Martin N, Jimoh OF, et al. Reduction in saturated fat intake for cardiovascular disease. *Cochrane Database Syst Rev* 2020;5:CD011737.
97. Sacks, Frank M, et al. Dietary fats and cardiovascular disease: a presidential advisory from the American Heart Association. *Circulation* 2017;136:e1-23.
98. Field Roast. Smoked apple & sage: plant-based sausages. <https://fieldroast.com/product/smoked-apple-sage-sausage/>. Accessed September 17, 2023.
99. Yves Veggie Cuisine. The Good Veggie Burger, <https://yvesveggie.com/en/products/burgers/the-good-veggie-burger/>. Accessed September 17, 2023.
100. Government of Canada: Canada's food guide: choose foods with healthy fats. Available at: <https://food-guide.canada.ca/en/healthy-eating-recommendations/make-it-a-habit-to-eat-vegetables-fruit-whole-grains-and-protein-foods/choosing-foods-with-healthy-fats/>. Accessed September 17, 2023.
101. Amiri M, Raeisi-Dehkordi H, Sarrafzadegan N, Forbes SC, Salehi-Abargouei A. The effects of canola oil on cardiovascular risk factors: a systematic review and meta-analysis with dose-response analysis of controlled clinical trials. *Nutr Metab Cardiovasc Dis* 2020;30:2133-45.
102. Zhang Y, Zhuang P, Wu F, et al. Cooking oil/fat consumption and deaths from cardiometabolic diseases and other causes: prospective analysis of 521,120 individuals. *BMC Med* 2021;19:92.
103. Reynolds AN, Hodson L, de Souza R, et al. Saturated fat and trans-fat intakes and their replacement with other macronutrients: a systematic review and meta-analysis of prospective observational studies. *World Health Organisation*. Available at: <https://iris.who.int/bitstream/handle/10665/366301/9789240061668-eng.pdf>. Accessed August 3, 2023.
104. Islam MA, Amin MN, Siddiqui SA, et al. Trans fatty acids and lipid profile: a serious risk factor to cardiovascular disease, cancer and diabetes. *Diabetes Metab Syndr* 2019;13:1643-7.
105. Guasch-Ferré M, Li Y, Willett WC, et al. Consumption of olive oil and risk of total and cause-specific mortality among U.S. adults. *J Am Coll Cardiol* 2022;79:101-12.
106. Gaforio JJ, Visioli F, Alarcón-de-la-Lastra C, et al. Virgin olive oil and health: summary of the III International Conference on Virgin Olive Oil and Health Consensus Report, JAEN (Spain) 2018. *Nutrients* 2019;11:2039.
107. George ES, Marshall S, Mayr HL, et al. The effect of high-polyphenol extra virgin olive oil on cardiovascular risk factors: a systematic review and meta-analysis. *Crit Rev Food Sci Nutr* 2019;59:2772-95.
108. Fernandes J, Fialho M, Santos R, et al. Is olive oil good for you? A systematic review and meta-analysis on antiinflammatory benefits from regular dietary intake. *Nutrition* 2020;69:110559.
109. Schwingshackl L, Christoph M, Hoffmann G. Effects of olive oil on markers of inflammation and endothelial function—a systematic review and meta-analysis. *Nutrients* 2015;7:7651-75.
110. Zamora-Zamora F, Martínez-Galiano JM, Gaforio JJ, Delgado-Rodríguez M. Effects of olive oil on blood pressure: a systematic review and meta-analysis. *Grasas Aceites* 2018;69:e272.
111. Eyres L, Eyres MF, Chisholm A, Brown RC. Coconut oil consumption and cardiovascular risk factors in humans. *Nutr Rev* 2016;74:267-80.
112. Neelakantan N, Seah JYH, van Dam RM. The effect of coconut oil consumption on cardiovascular risk factors. *Circulation* 2020;141:803-14.

Supplementary Material

To access the supplementary material accompanying this article, visit the online version of the *Canadian Journal of Cardiology* at www.onlinecjc.ca and at <https://doi.org/10.1016/j.cjca.2023.11.005>.